


NEBA Final Standings
November 10-11, 2018
AMF Cranston Lanes



129 Entries
32 Match Play Finalists

Logo Infusion Open

Neba 2018 Logo Infusion Open
44' 27.75 ml, 8.33:1, Standard

| Pos | Name | Pts | Prize \$ |
|-----|------------------|-----|------------------------|
| 1 | Tim Gillick | 60 | \$ 1,160 +TOC Entry |
| 2 | Corey Umbrello | 49 | \$ 730 |
| 3 | John Kirker | 39 | \$ 520 |
| 4 | John Williston | 39 | \$ 520 |
| 5 | Anthony Pepe | 30 | \$ 330 |
| 6 | Qwadaris Rembert | 30 | \$ 330 |
| 7 | Eric Copping | 30 | \$ 330 |
| 8 | Billy Trudell | 30 | \$ 330 |
| 9 | Chris Monroy | 22 | \$ 230 |
| 10 | Chris Viale | 22 | \$ 230 |
| 11 | Joey Transue | 22 | \$ 230 |
| 12 | Calvin Sellers | 22 | \$ 230 |
| 13 | Ed Roberts | 22 | \$ 230 |
| 14 | Nick Marien | 22 | \$ 230 |
| 15 | Matt Dzikiewicz | 22 | \$ 230 |
| 16 | Bob Dimuccio Jr. | 22 | \$ 230 |

| Pos | Name | Pts | Prize \$ |
|-----|-------------------|-----|----------|
| 17 | Jon Van Hees | 15 | \$ 180 |
| 18 | Amy Robinson | 15 | \$ 180 |
| 19 | Frankie Calca | 15 | \$ 180 |
| 20 | Joe Scianna | 15 | \$ 180 |
| 21 | Jon Wilbur | 15 | \$ 180 |
| 22 | Randy Hagemoser | 15 | \$ 180 |
| 23 | Michael Lichstein | 15 | \$ 180 |
| 24 | Bruce Hall | 15 | \$ 180 |
| 25 | Chris Smith | 15 | \$ 180 |
| 26 | Alex Aguiar | 15 | \$ 180 |
| 27 | Kyle Wilks | 15 | \$ 180 |
| 28 | Jason Sleczkowski | 15 | \$ 180 |
| 29 | Keith Laing | 15 | \$ 180 |
| 30 | Bill Webb | 15 | \$ 180 |
| 31 | Tyler Blanchet | 15 | \$ 180 |
| 32 | Ray Snow | 15 | \$ 180 |

| <i>High Qualifier</i> | | | |
|-----------------------|---|----|----|
| Anthony Pepe (1281) | 5 | \$ | 75 |

| <i>High Senior/Woman Out of the Money</i> | | | |
|---|-----|----|----|
| Russ Michaud (1140) | --- | \$ | 50 |

| <i>Winners of A Brunswick and DV8 Ball</i> | | | |
|--|--|--------|--|
| Steve Blanchet (1145) | | Score | |
| Jim Handy | | Raffle | |


| <i>High Game Out of The Money (\$50 Credit)</i> | | | |
|---|-----|----|----|
| 279 - James Bessette | --- | \$ | 50 |
| 278 - Stan Targonski | --- | \$ | 50 |
| 269 - Danny Khuu | --- | \$ | 50 |
| 268 - Elden Dunbar IV | --- | \$ | 50 |
| 268 - Jim Ferguson | --- | \$ | 50 |
| 267 - Jennifer Hocurscak | --- | \$ | 25 |
| 267 - Jonathan Lentini | --- | \$ | 25 |



Follow us on Twitter . Join us on Facebook . BowlNEBA.com

| Income | | | | Disbursements | |
|----------------------|-------|--------|-------------|-------------------------------------|-------------|
| Entries | 102 @ | \$95 = | \$9,690.00 | Prize Fund (Breakdown Below) | \$9,495.00 |
| Re-entries | 27 @ | \$95 = | \$2,565.00 | Paid Entries | \$190.00 |
| Membership (Renewal) | 1 @ | \$25 = | \$25.00 | Lineage | \$1,414.00 |
| Membership (New) | 1 @ | \$25 = | \$25.00 | Prize Fund Invitational (\$1/entry) | \$129.00 |
| Membership (Non) | 0 @ | \$15 = | \$0.00 | Expenses (\$8/entry) | \$1,032.00 |
| Membership (Guest) | 9 @ | \$0 = | \$0.00 | Total Expenses | \$12,260.00 |
| Fine(s) | 0 @ | \$10 = | \$0.00 | | |
| Shirt(s) & Nametags | | = | \$0.00 | | |
| Center Donation | 1 @ | \$50 = | \$50.00 | | |
| Total Income | | | \$12,355.00 | | |

**NEBA Match Play
AMF Cranston Lanes
Logo Infusion Open
November 10-11, 2018**





NEBA Squad Results Logo Infusion Open

AMF Cranston Lanes ~ November 10-11, 2018

129 Entries ~ 32 Qualifiers

22 Senior Entries ~ 9 Super Seniors ~ 10 Women



| | | |
|---|------|-----------------|
| Saturday 6 p.m. 25 Entries / 5 GTD | | |
| 1 . | 1248 | Billy Trudell |
| 2 . | 1218 | Alex Aguiar |
| 3 . | 1210 | Ray Snow (SR) |
| 4 . | 1187 | Keith Laing |
| 5 . | 1138 | Randy Hagemoser |

| | | |
|--|------|------------------|
| Sunday 9 a.m. 54 Entries / 10 GTD | | |
| 6 . | 1254 | Eric Copping |
| 7 . | 1250 | Joe Scianna (SR) |
| 8 . | 1246 | Chris Viale (SR) |
| 9 . | 1217 | Matt Dzikiewicz |
| 10 . | 1196 | Tyler Blanchet |
| 11 . | 1194 | Joey Transue |
| 12 . | 1192 | Nick Marien |
| 13 . | 1190 | Chris Monroy |
| 14 . | 1179 | Jon Van Hees |
| 15 . | 1179 | Frankie Calca |

| | | |
|--|------|------------------------|
| Sunday 12:30 p.m. 50 Entries / 10 GTD | | |
| 16 . | 1281 | Anthony Pepe |
| 17 . | 1254 | Michael Lichstein (SR) |
| 18 . | 1228 | John Kirker (SR) |
| 19 . | 1213 | Calvin Sellers |
| 20 . | 1207 | Bob Dimuccio Jr. |
| 21 . | 1177 | Ed Roberts (SS) |
| 22 . | 1173 | Bruce Hall (SS) |
| 23 . | 1158 | John Williston |
| 24 . | 1156 | Chris Smith |
| 25 . | 1147 | Qwadaris Rembert |

| | | |
|--|------|-----------------------|
| 7 advance from the 4 lists combined (Will be determined after start of last squad) | | |
| Seniors 22 Entries / 3 GTD | | |
| 3 spots via squad cuts | | |
| 1 . | 1254 | Michael Lichstein GTD |
| 2 . | 1250 | Joe Scianna GTD |
| 3 . | 1246 | Chris Viale GTD |
| Super Seniors 9 Entries / 1 GTD | | |
| 1 spots via squad cut | | |
| 1 . | 1177 | Ed Roberts GTD |
| Women 10 Entries / 1 GTD | | |
| 1 Spot via Women's Cut | | |
| 1 . | 1122 | Amy Robinson |
| At-Large | | |
| 6 spots | | |
| 1 . | 1165 | Tim Gillick |
| 2 . | 1161 | Jon Wilbur |
| 3 . | 1159 | Jason Sleczkowski |
| 4 . | 1156 | Kyle Wilks |
| 5 . | 1155 | Corey Umbrello |
| 6 . | 1146 | Bill Webb |
| ALT . | 1145 | Steve Blanchet (SR) |

